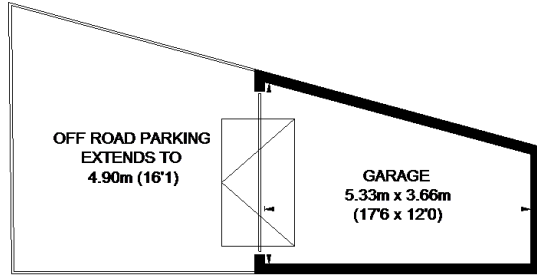
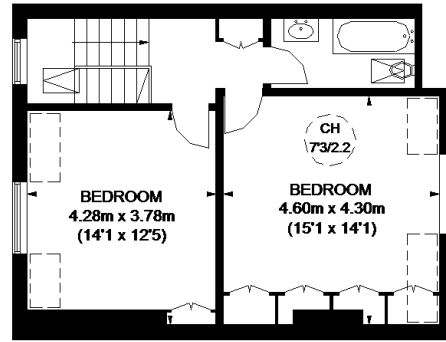


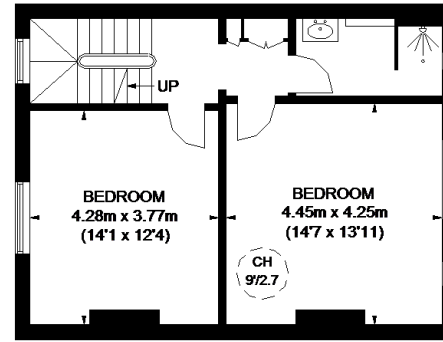
CANONBURY PLACE



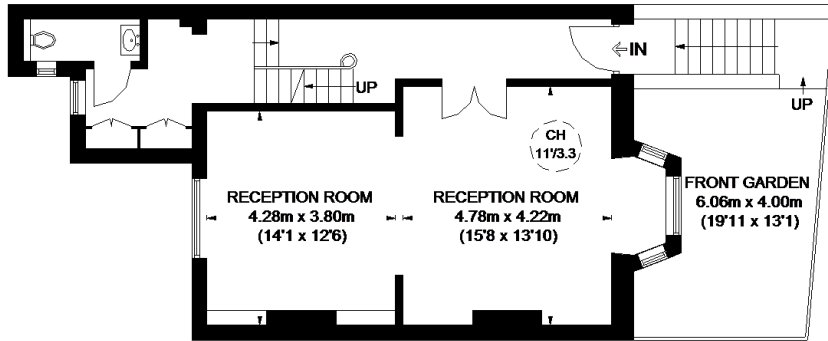
(NOT SHOWN IN ACTUAL LOCATION / ORIENTATION)



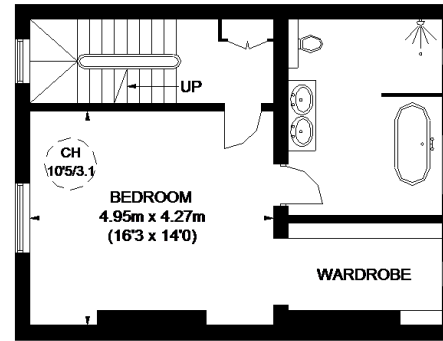
THIRD FLOOR



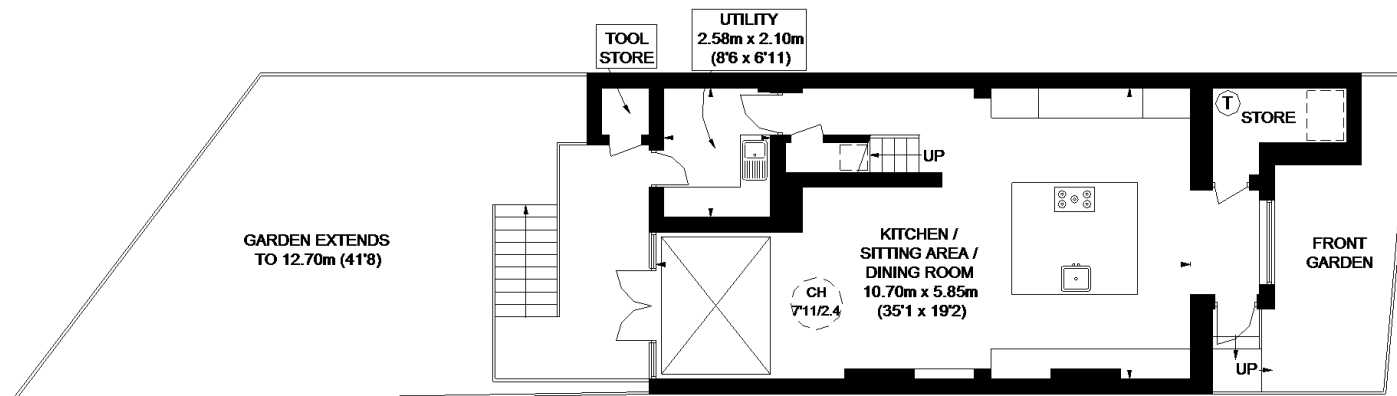
SECOND FLOOR



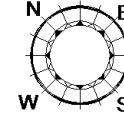
RAISED GROUND FLOOR



FIRST FLOOR



LOWER GROUND FLOOR



APPROXIMATE GROSS INTERNAL AREA (EXCLUDING REDUCED HEADROOM)
 LOWER GROUND FLOOR = 745 SQ. FT. (69.2 SQ. M.)
 RAISED GROUND FLOOR = 645 SQ. FT. (59.9 SQ. M.)
 FIRST FLOOR = 549 SQ. FT. (51.0 SQ. M.)
 SECOND FLOOR = 549 SQ. FT. (51.0 SQ. M.)
 THIRD FLOOR = 503 SQ. FT. (46.7 SQ. M.)
 GARAGE = 168 SQ. FT. (15.6 SQ. M.)
 TOOL STORE = 10 SQ. FT. (0.9 SQ. M.)
 REDUCED HEADROOM
 52 SQ. FT. (4.8 SQ. M.)
TOTAL = 3221 SQ. FT. (299.1 SQ. M.)

- = CEILING HEIGHT
- = SKYLIGHT / ROOF WINDOW
- = REDUCED HEADROOM BELOW 1.5M / 5'0

This plan is for layout guidance only. Not drawn to scale unless stated. Windows and door openings are approximate. Whilst every care is taken in the preparation of this plan, please check all dimensions, shapes and compass bearings before making any decisions reliant upon them. Please be advised that Countrywide / our agents have not seen or reviewed any building regulations or planning permission in relation to works carried out to the property (ID453345)