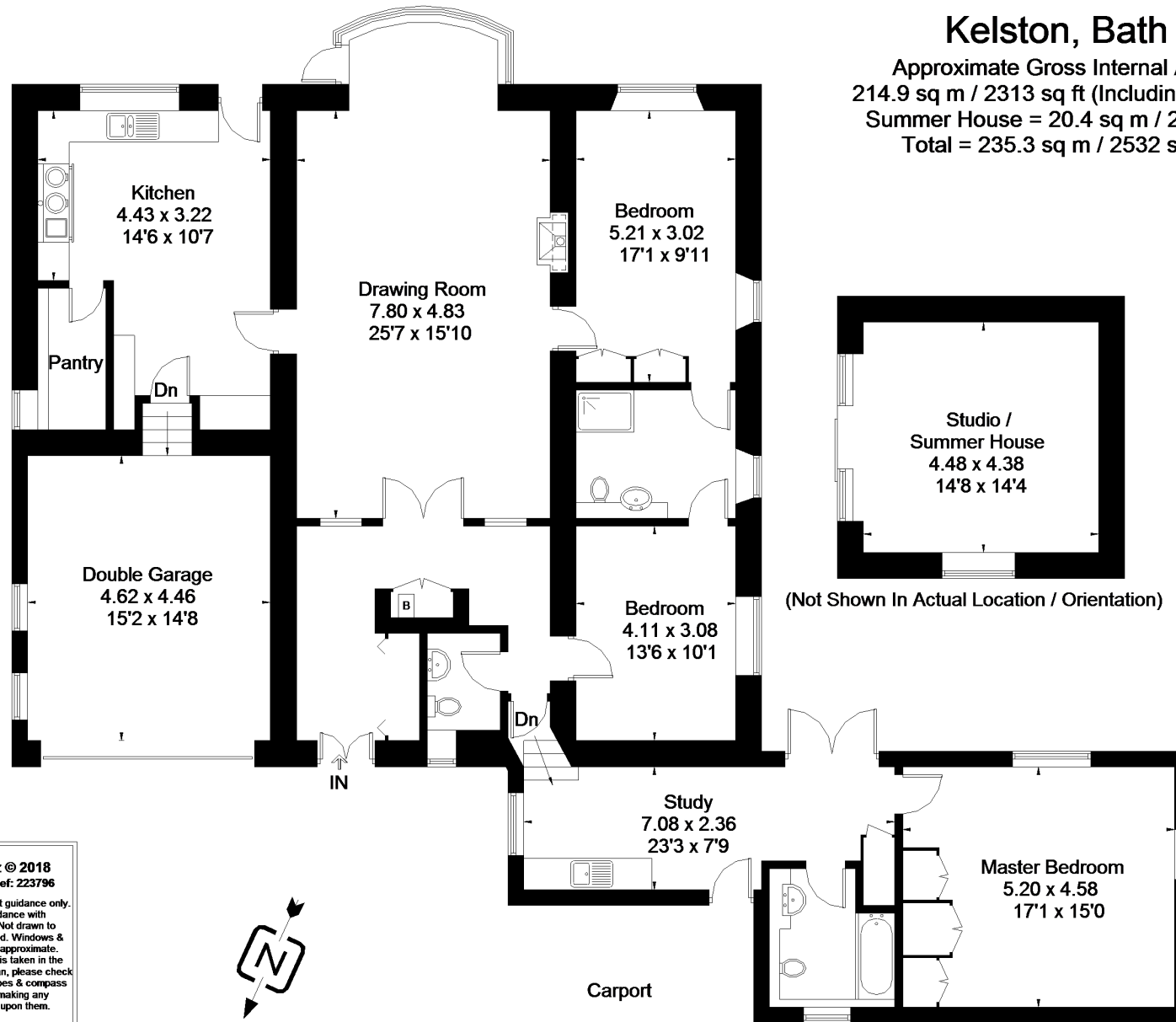


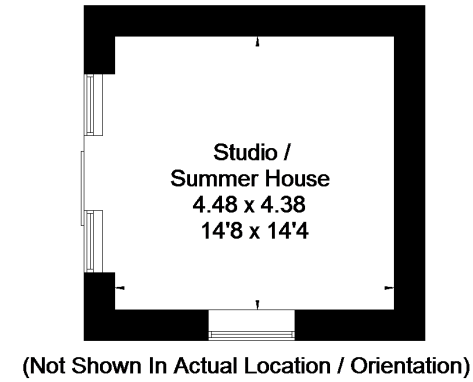
Kelston, Bath

Approximate Gross Internal Area
214.9 sq m / 2313 sq ft (Including Garage)
Summer House = 20.4 sq m / 219 sq ft
Total = 235.3 sq m / 2532 sq ft



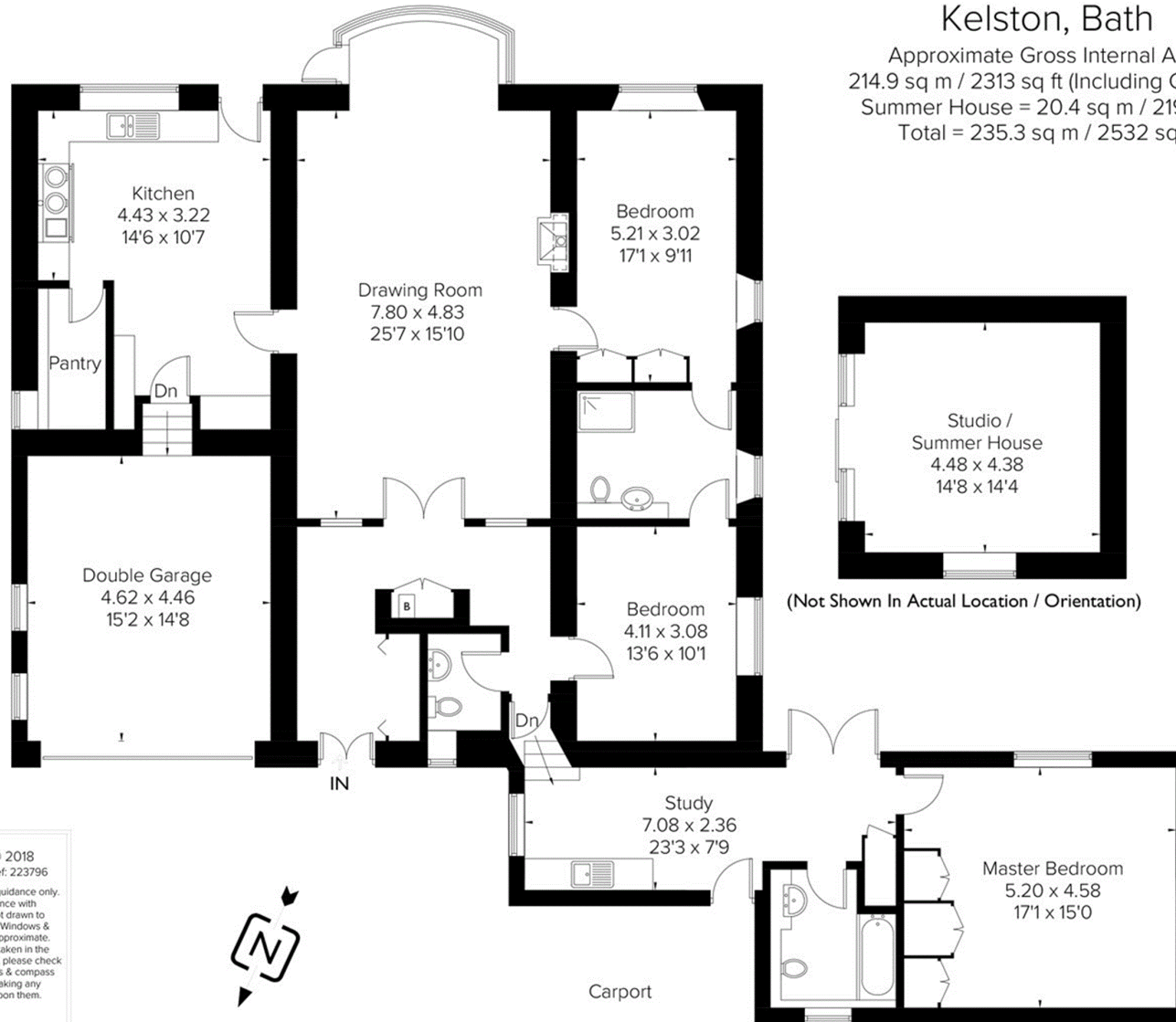
Floorplanz © 2018
0203 9056099 Ref: 223796

This plan is for layout guidance only.
Drawn in accordance with
RICS guidelines. Not drawn to
scale, unless stated. Windows &
door openings are approximate.
Whilst every care is taken in the
preparation of this plan, please check
all dimensions, shapes & compass
bearings before making any
decisions reliant upon them.



Kelston, Bath

Approximate Gross Internal Area
 214.9 sq m / 2313 sq ft (Including Garage)
 Summer House = 20.4 sq m / 219 sq ft
 Total = 235.3 sq m / 2532 sq ft



Floorplanz © 2018
 0203 9056099 Ref: 223796
 This plan is for layout guidance only.
 Drawn in accordance with
 RICS guidelines. Not drawn to
 scale, unless stated. Windows &
 door openings are approximate.
 Whilst every care is taken in the
 preparation of this plan, please check
 all dimensions, shapes & compass
 bearings before making any
 decisions reliant upon them.

